



Panel Analysis

Patient Attachment for Improved Relationships

Central Data Repository

administration

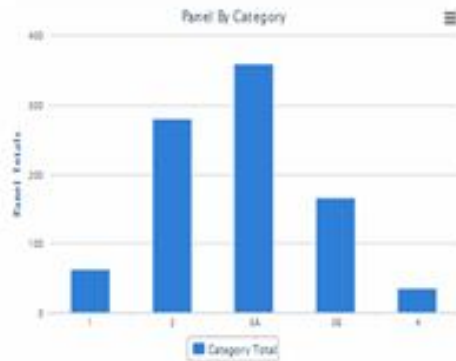
Reports

Panel Data

Chinook Primary Care Network



PANEL BY CATEGORY



	Category #1	Category #2	Category #3A	Category #3B	Category #4
Total	63	281	360	166	36

PANEL OVERVIEW



DATA TABLE

	Male	Female	Total
0-4	1	0	1
5-9	4	1	5
10-14	18	13	31
15-19	27	19	46
20-24	25	15	40
25-29	26	12	38
30-34	16	14	30
35-39	34	12	46
40-44	27	17	44



Patient Attachment for Improved Relationships

Central Data Repository

ADMINISTRATION

Reports

Panel Data

Your last successful login:

May 05, 2016 - [Logout](#) - [Help & Support](#)

Template V3.01 - © 2016 FiveGlobes.
[Terms of Service](#)



Project Manager

Jeff Decker [Admin](#)

[Panel Data](#) [Indicators](#)



CLINIC BREAKDOWN DATA TABLE VISUAL LAYERS

Panel Data & Reports

CAT	Status	ULI	Patient Name	DOB	Gender	Last Visit	Physician	Status Date
2	Confirmed	1441142	1981-11-12	1981-11-12	F	2014-11-12	McKernan, Peter	2014-11-12
3B	Confirmed	1441143	1981-11-15	1981-11-15	F	2015-11-15	McKernan, Peter	2015-11-15
3A	Confirmed	1441144	1981-12-07	1981-12-07	M	2015-12-07	McKernan, Peter	2015-12-07
3A	Confirmed	1441145	1981-04-06	1981-04-06	M	2015-04-06	McKernan, Peter	2015-04-06
2	Confirmed	1441146	1981-03-09	1981-03-09	M	2015-03-09	McKernan, Peter	2015-03-09
2	Confirmed	1441147	1981-10-06	1981-10-06	M	2015-10-06	McKernan, Peter	2015-10-06
2	Unconfirmed	1441148	1981-09-00	1981-09-00	M	2011-07-11	McKernan, Peter	0000-09-00
2	Confirmed	1441149	1981-10-02	1981-10-02	F	2013-10-02	McKernan, Peter	2013-10-02
2	Confirmed	1441150	1981-03-09	1981-03-09	M	2015-03-09	McKernan, Peter	2015-03-09
3B	Confirmed	1441151	1981-02-11	1981-02-11	M	2013-02-11	McKernan, Peter	2013-02-11
2	Confirmed	1441152	1981-10-09	1981-10-09	M	2015-10-09	McKernan, Peter	2015-10-09
3A	Confirmed	1441153	1981-03-19	1981-03-19	F	2015-03-19	McKernan, Peter	2015-03-19
2	Confirmed	1441154	1981-10-14	1981-10-14	F	2014-10-14	McKernan, Peter	2014-10-14
2	Confirmed	1441155	1981-03-11	1981-03-11	M	2016-03-11	McKernan, Peter	2016-03-11
4	Confirmed	1441156	1981-09-22	1981-09-22	M	2015-09-22	McKernan, Peter	2015-09-22
3A	Confirmed	1441157	1981-05-05	1981-05-05	M	2014-05-05	McKernan, Peter	2014-05-05

CAT	ULI	Patient Name	DOB	Gender	Last Visit	Physician	ER Data	Status Date
4	*****	*****	*****	M	2012-08-21	McKernan, Peter	Yes	2012-08-21

AHS BILLING DATA

Physician	2015	2014	2013	2012
Peter, McKernan	0	0	0	2
*****	0	4	1	0
*****	0	2	0	0
*****	3	0	0	0

MULTIPLE PHYSICIAN STATUS

Last Visit Elsewhere	Status Date	Status
2015-12-23	2014-05-02	Confirmed

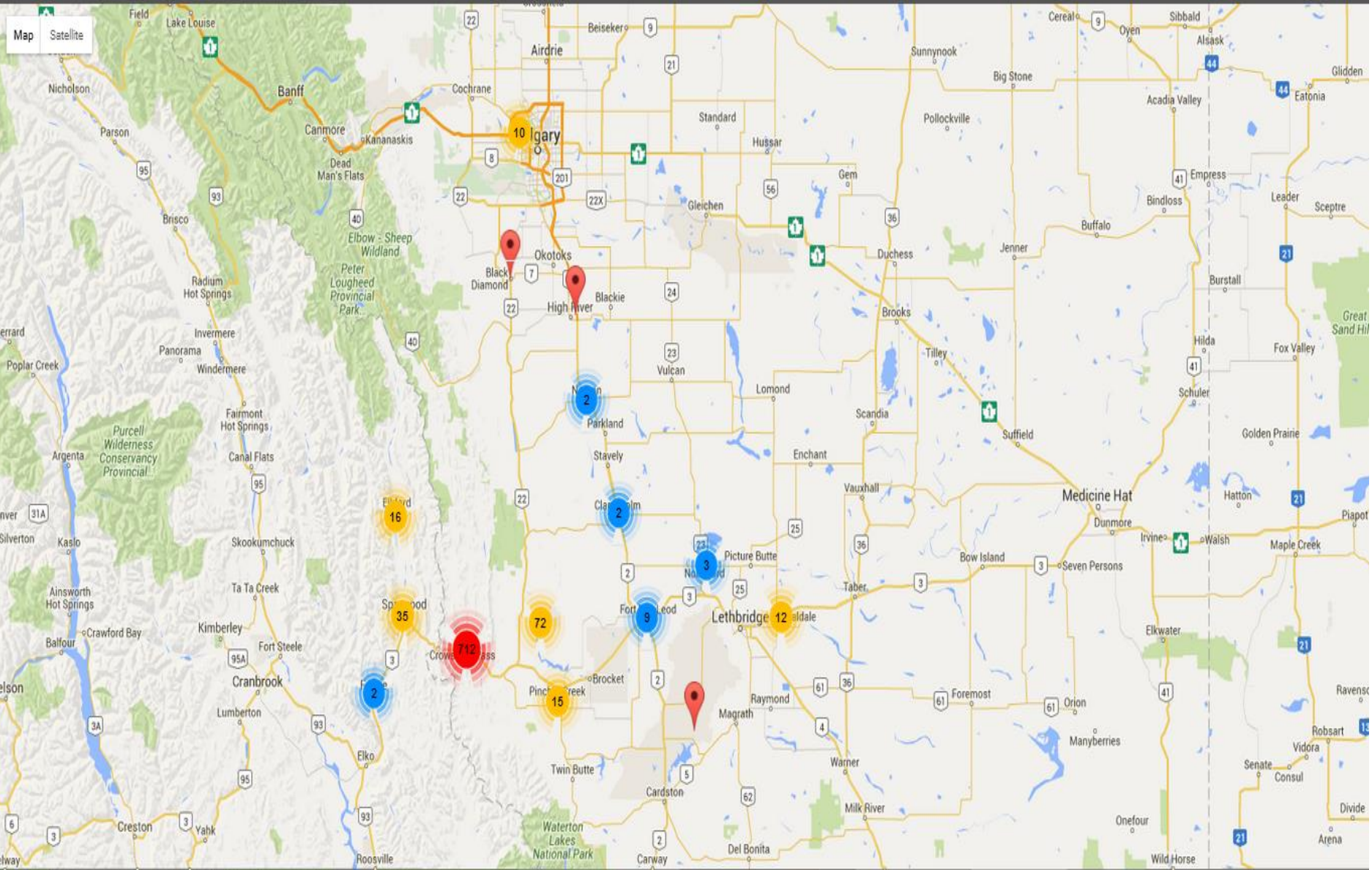
NOTIFICATIONS

Leave a comment...

Add this Comment



Panel Analysis





Patient Attachment for Improved Relationships

Central Data Repository

ADMINISTRATION

Reports

Panel Data

Your last successful login:

Mar 16, 2016 - Licence - Help & Support

Template V3.01 - © 2016 FireGloves.
[Terms of Service](#)



Project Manager -

Jeff Decker - Admin -

Panel Data ▾ Indicators ▾ Health System Utilization ▾

Saved Reports ⚙️

REPORT FINDER

Panel Data & Reports

Panel Attachment

Choose a Physician

Attachment Category ⓘ

1 2 3A 3B 4

Name, ULL, Postal Code

ULL Type

All 9 Digit

Gender

All Male Female

Birthdate

 to

Last Visit

 to

Indicators

- Alcohol Consumption
- Blood Pressure
- BMI
- Breast Cancer

- Cervical Cancer
- Colorectal Cancer
- Diabetes Management

- Diabetes Screening
- Hypertension
- LDL Screening

- Pneumococcal
 - Tobacco Use
 - Weight Classification
- (*Based on 2015 CDA)



Patient Attachment for Improved Relationships

Central Data Repository

ADMINISTRATION

Reports

Panel Data

Your last successful login:

[blurred]

Mar 17, 2016 - [Licence](#) - [Help & Support](#)

Template V3.01 - © 2016 FiveGlobes.
[Terms of Service](#)



Project Manager

Jeff Decker Admin

Panel Data Indicators Health System Utilization

Saved Reports

CLINIC BREAKDOWN DEMOGRAPHICS INDICATOR DATA TABLE VISUAL LAYERS RANKING TABLES

Panel Data & Reports

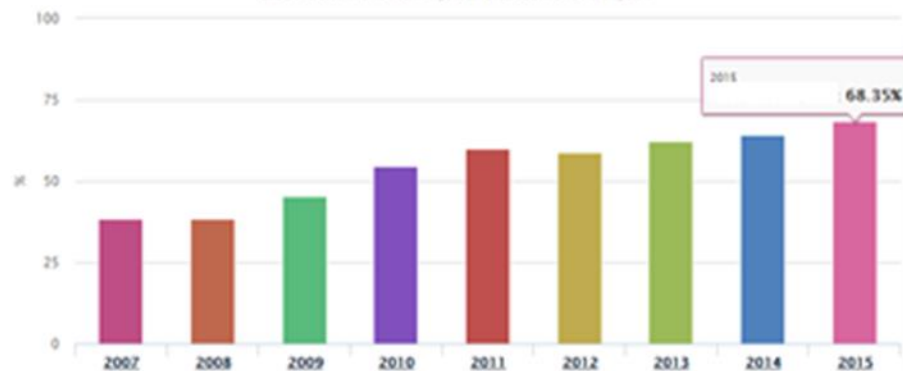
212
Numerator

358
Denominator

COLORECTAL CANCER SCREENING

Colorectal Cancer Screening

Click the columns to view Physician Breakdowns for that year.





Patient Attachment for Improved Relationships

Central Data Repository

ADMINISTRATION

Reports

Panel Data

Your best successful project

Mar 16, 2016 - Licence - Help & Support

Template V3.01 - © 2016 FiveGlobes.
Terms of Service



Project Manager

Jeff Decker Admin

Panel Data Indicators Health System Utilization

Saved Reports

CLINIC BREAKDOWN DEMOGRAPHICS INDICATOR DATA TABLE VISUAL LAYERS RANKING TABLES

Panel Data & Reports

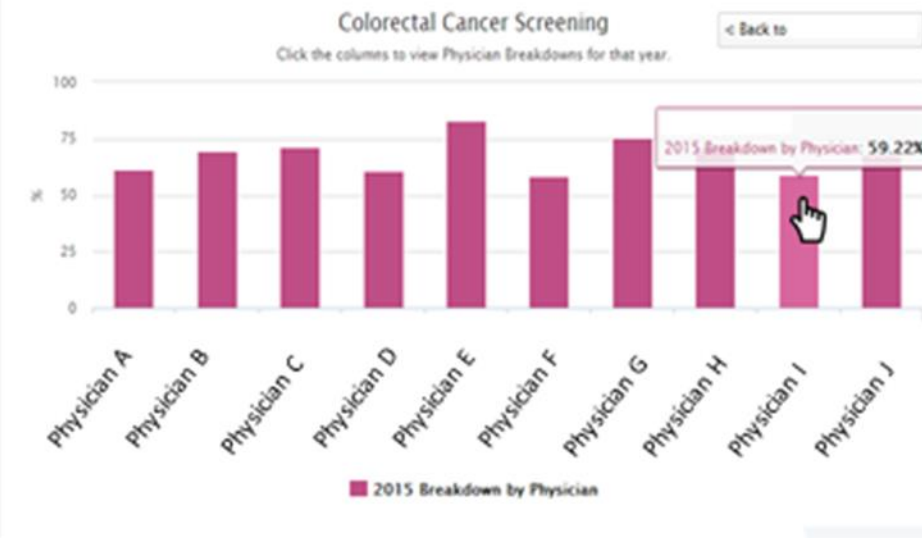
212

Numerator

358

Denominator

COLORECTAL CANCER SCREENING





CLINIC BREAKDOWN DEMOGRAPHICS INDICATOR DATA TABLE VISUAL LAYERS RANKING TABLES

Panel Data & Reports

	CAT	ULI	Patient Name	DOB	Gender	Last Visit	Screened	Physician
★	✔ FIT	██████	[blurred]	[blurred]	M	2015-12-10	S	McKernan, Peter
★		██████	[blurred]	[blurred]	M	2015-12-10	N/S	McKernan, Peter
★		██████	[blurred]	[blurred]	F	2013-10-02	N/S	McKernan, Peter
★		██████	[blurred]	[blurred]	M	2015-01-08	N/S	McKernan, Peter
★	✔ FIT	██████	[blurred]	[blurred]	M	2015-10-09	S	McKernan, Peter
★	✔ FIT	██████	[blurred]	[blurred]	F	2015-08-10	S	McKernan, Peter
★	✔ FIT	██████	[blurred]	[blurred]	F	2015-11-19	S	McKernan, Peter
★	✔ FIT	██████	[blurred]	[blurred]	M	2016-01-04	S	McKernan, Peter
★		██████	[blurred]	[blurred]	M	2015-11-23	N/S	McKernan, Peter
★	✔ FIT	██████	[blurred]	[blurred]	M	2016-01-07	S	McKernan, Peter
★		██████	[blurred]	[blurred]	M	2015-07-22	N/S	McKernan, Peter
★	✔ COL	██████	[blurred]	[blurred]	M	2015-10-30	S	McKernan, Peter
★		██████	[blurred]	[blurred]	F	2015-12-17	N/S	McKernan, Peter
↓		██████	[blurred]	[blurred]	M	2015-11-10	N/S	McKernan, Peter

CLINIC BREAKDOWN

DEMOGRAPHICS

INDICATOR

DATA TABLE

VISUAL LAYERS

RANKING TABLES

Panel Data & Reports

+	+	CAT	+	ULI	+	Patient Name	+	DOB	+	Gender	+	Last Visit	+	Screened	+	Physician	+
		COL															
★	✔	COL								M		2015-10-30		S		McKernan, Peter	
★	✔	COL								M		2015-12-18		S		McKernan, Peter	
★	✔	COL								M		2016-01-05		S		McKernan, Peter	
★	✔	COL								M		2015-10-19		S		McKernan, Peter	
★	✔	COL								F		2016-01-13		S		McKernan, Peter	
★	✔	COL								M		2015-11-20		S		McKernan, Peter	
★	✔	COL								M		2015-11-19		S		McKernan, Peter	
★	✔	COL								F		2016-01-04		S		McKernan, Peter	
★	✔	COL								M		2015-10-29		S		McKernan, Peter	
★	✔	COL								M		2015-09-17		S		McKernan, Peter	
★	✔	COL								F		2015-10-19		S		McKernan, Peter	
★	✔	COL								F		2015-08-20		S		McKernan, Peter	
★	✔	COL								M		2015-12-10		S		McKernan, Peter	

★	★	★	★	★	★	★	★	★	★
CAT	ULI	Patient Name	DOB	Gender	Last Visit	Screened	Physician		
						N/S	x		
★				M	2015-12-10	N/S	McKernan, Peter		
★				F	2013-10-02	N/S	McKernan, Peter		
★				M	2015-01-08	N/S	McKernan, Peter		
★				M	2015-11-23	N/S	McKernan, Peter		
★				M	2015-07-22	N/S	McKernan, Peter		
★				F	2015-12-17	N/S	McKernan, Peter		
★				M	2015-11-30	N/S	McKernan, Peter		
★				F	2015-10-06	N/S	McKernan, Peter		
★				M	2014-11-28	N/S	McKernan, Peter		
★				M	2015-08-04	N/S	McKernan, Peter		
★				F	2016-01-04	N/S	McKernan, Peter		
★				F	2013-12-05	N/S	McKernan, Peter		
★				M	2015-11-30	N/S	McKernan, Peter		
★				M	2014-11-17	N/S	McKernan, Peter		
★				M	2016-01-04	N/S	McKernan, Peter		



Patient Attachment for Improved Relationships

Central Data Repository

ADMINISTRATION

Reports

Panel Data

Your last successful login:

Mar 22, 2016 - [Logout](#) - [Help & Support](#)

Template V3.01 - © 2016 FiveGables.
[Terms of Service](#)



CLINIC BREAKDOWN DEMOGRAPHICS INDICATOR DATA TABLE VISUAL LAYERS RANKING TABLES

Panel Data & Reports

1933

Numerator

2828

Denominator

COLORECTAL CANCER SCREENING

	Percentage Change	2015 Clinic Rank	Clinic Rank Chart	2015 CPCN Rank	CPCN Rank Chart
Physician 1		7		76	
Physician 2		5		42	
Physician 3		3		30	
Physician 4		8		80	
Physician 5		1		3	
Physician 6		10		88	
Physician 7		2		15	
Physician 8		4		31	
Physician 9		9		87	
Physician 10		6		56	



Patient Attachment for Improved Relationships

Central Data Repository

ADMINISTRATION

Reports

Panel Data

Your last successful login:

May 05, 2016 - Licence - Help & Support

Template V3.01 - © 2016 FiveGlobes.
[Terms of Service](#)



Project Manager -

Jeff Decker - Admin

< Panel Data Indicators

REPORT FINDER

Panel Data & Reports

Panel Attachment

Choose a Physician

Entire CPCN Panel

Attachment Category

1 2 3A 3B 4

Name, ULI, Postal Code

ULI Type

All 9 Dgt

Gender

All Male Female

Birthdate

to

Last Visit

to

Indicators

- | | | | |
|--|--|---|--|
| <input type="checkbox"/> Alcohol Consumption | <input type="checkbox"/> Cervical Cancer | <input type="checkbox"/> Diabetes Screening | <input type="checkbox"/> Pneumococcal |
| <input type="checkbox"/> Blood Pressure | <input type="checkbox"/> Colorectal Cancer | <input type="checkbox"/> Hypertension | <input type="checkbox"/> Tobacco Use |
| <input type="checkbox"/> BMI | <input type="checkbox"/> Diabetes Management | <input type="checkbox"/> LDL Screening | <input type="checkbox"/> Weight Classification |
| <input type="checkbox"/> Breast Cancer | | | <i>(*Based on 2015 CMA)</i> |

Utilization

- Ambulatory Care Facility Emergency Room Visit Inpatient Admissions

Update Results

Reset

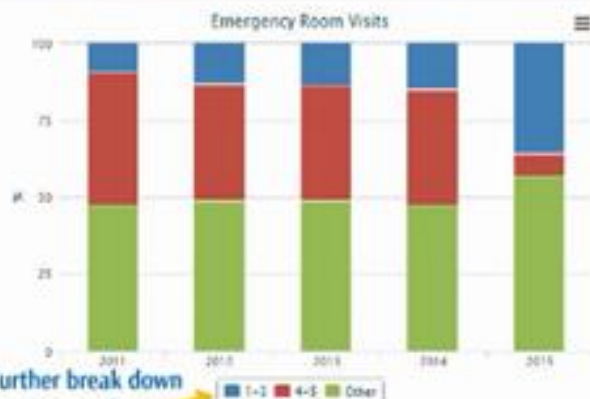
OVERVIEW DATA TABLE VISUAL LAYERS RANKING TABLES

Emergency Room visits are first identified as Family Practice Sensitive conditions or Ambulatory Care Sensitive condition

Panel Data & Reports

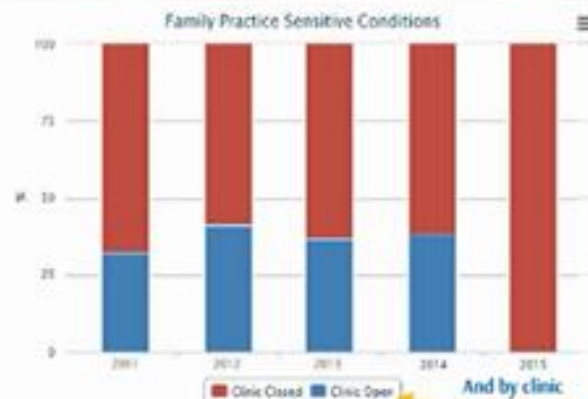
4246 Emergency Room Visits 1579 EPSC 91 ACSC

EMERGENCY ROOM VISITS



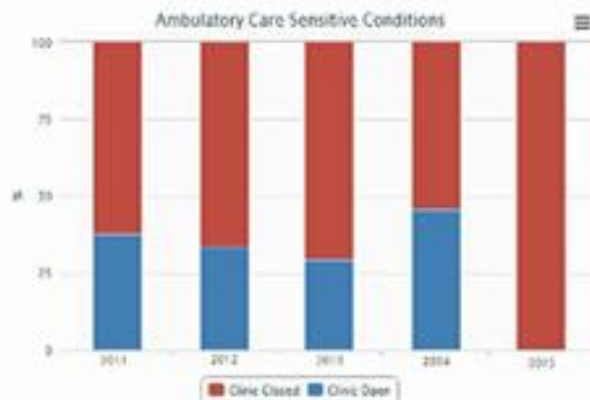
Further break down by triage code

FAMILY PRACTICE SENSITIVE CONDITIONS



And by clinic closed and open

AMBULATORY CARE SENSITIVE CONDITIONS



EMERGENCY ROOM VISITS BY AGE

